



*Sonoma Ranch panel, Brown finish, Arched Stockton windows, Decorative hardware*

**Timeless and versatile, Model 8300 is made with two layers of steel and polyurethane foam insulation, for a durable and thermally efficient door.**

**DOOR FEATURES**

**Effective Joint Seals**

Snug-fitting tongue-and-groove section joints reduces wind and weather from entering the garage

**Foamed-In-Place Polyurethane Insulation**

provides thermal efficiency with an R-value\* of 12.12†.

**Heavy Gauge Steel End Caps**

Wrap-around end caps trim out door edges for better appearance, improved strength and protect the insulation from damage.



• **Silent Glide Rollers**

Nylon rollers with solid steel shafts provide years of smooth, quiet and dependable operation

• **High Cycle Spring Option**

Choose a 25,000 cycle spring for more than twice the life of a standard torsion spring

• **Wind Load Options**

Available with structural reinforcements for use in coastal or high wind region

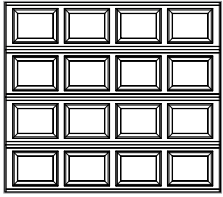


• **Limited Lifetime Warranty**

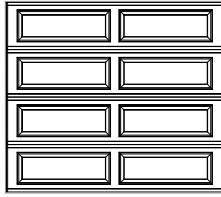


\*Wayne Dalton uses a calculated door section R-value for our insulated doors.  
†R-value of 12.12 for 8' tall doors. R-value for other door heights may vary slightly.  
See website for warranty and wind load details.


## 1 Choose Your Style




Colonial




Ranch



Sonoma



Sonoma Ranch



Contemporary

## 2 Choose Your Color

### Paint Finishes (Standard)



White



Almond



Taupe



Terra Bronze



Brown



Black

### Premium Custom Finish



Model 8300 is available with the TruChoice® Color System, Wayne Dalton's custom painting process that offers more than 6,000 colors. See your Dealer for details.

### Wood-Grain Finishes



Golden Oak



Mission Oak



Walnut

Available on Sonoma and Sonoma Ranch panels only

Actual colors may vary from brochure due to fluctuations in the printing process. Always request a color sample from your Dealer for accurate color matching.

## 3 Choose Your Windows



Arched Stockton



Clear III



Prairie I



Stockton I



Stockton III



Stockbridge IV (3-Lite)



Waterton I



Wyndbridge IV

Not all window styles available on all panel designs. Window configuration may vary depending on door size. See Dealer or website for complete window selection.

## 4 Choose Your Decorative Hardware



Arrow



Aspen



Barcelona



Bean



Conifer



Fleur De Lis



Spear



Contemporary panel, Black finish, Clear III vertical windows

**Wayne Dalton**  
GARAGE DOORS

2501 S. State Hwy 121 Bus., Ste 200  
Lewisville, TX 75067

[wayne-dalton.com](http://wayne-dalton.com)



© 2020 Wayne Dalton, a Division of Overhead Door Corporation. Consistent with our policy of continuing product improvement, we reserve the right to change product specifications without notice or obligation. Item W900-1212 03/20