



*Contemporary panel, White finish, Clear III Vertical windows*


**Classic Steel Model 9605 is built with performance in mind and features a variety of style options.**

**DOOR FEATURES**

**Pinch-Resistant Panels**  
prevent finger injuries while the door is closing.

**Foamed-In-Place Polyurethane Insulation**  
provides thermal efficiency with an R-value\* of 10†.

**Integral Struts**  
add rigidity and strength for long life and smooth.




- **High Cycle Spring Option**  
Choose a 25,000 cycle spring for almost twice the life of a standard torsion spring
- **TorqueMaster® Plus Counter Balance System**  
Contains springs safely inside a steel tube to prevent accidental release of tension that could cause injury and features anti-drop safety technology
- **Wind Load Options**  
Available with structural reinforcements for use in coastal or high wind region
- **Limited Lifetime Warranty**

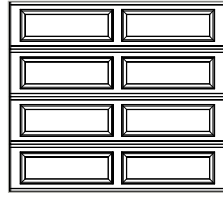


\*Wayne Dalton uses a calculated door section R-value for our insulated doors.  
†R-value of 10 for 8' tall doors. R-value for other door heights may vary slightly.  
See website for warranty and wind load details.


## 1 Choose Your Style




Colonial




Ranch



Sonoma



Sonoma Ranch



Contemporary

## 3 Choose Your Windows



Cascade I



Clear II



Stockton I



Stockton III



Arched Stockton IV



Stockbridge



Prairie I




Williamsburg I

Not all window styles available on all panel designs.  
Window configuration may vary depending on door size.  
See Dealer or website for complete window selection.

## 2 Choose Your Color

### Standard Finish



White



Almond



Desert Tan



Taupe



Gray



Brown

### Premium Custom Finish



Green



Model 9605 is available with the TruChoice® Color System, Wayne Dalton's custom painting process that offers more than 6,000 colors. See Dealer for details.

Actual colors may vary from brochure due to fluctuations in the printing process. Always request a color sample from your Dealer for accurate color matching.

## 4 Choose Your Hardware



Arrow



Aspen



Barcelona



Bean



Conifer



Fleur De Lis



Spear

**Wayne Dalton**  
GARAGE DOORS

2501 S. State Hwy 121 Bus., Ste 200  
Lewisville, TX 75067

[wayne-dalton.com](http://wayne-dalton.com)



© 2020 Wayne Dalton, a Division of Overhead Door Corporation. Consistent with our policy of continuing product improvement, we reserve the right to change product specifications without notice or obligation. Item W900-1206 02/20



Sonoma Ranch panel, Taupe finish, Clear IV windows