

commercial 1950HD

The **1950HD Commercial Series** from Janus International is a sheet door value engineered with strength and durability in mind. The versatility and easy operation makes this door dependable, yet still economical. Backed by a one year warranty on workmanship and material, this 1950HD Series is the best value on the market.



**Maximum
12' x 14'**

Available in sizes up to 12' x 14' and in more than 30 colors, customized for your application.



**Light-Duty
Application**

Ideal for light-duty locations, such as boat and RV storage and commercial/ industrial buildings.



**Medium-Duty
Application**

Ideal for medium-duty locations, such as warehouses, commercial buildings, and freight terminals.



**Quality
Guaranteed**

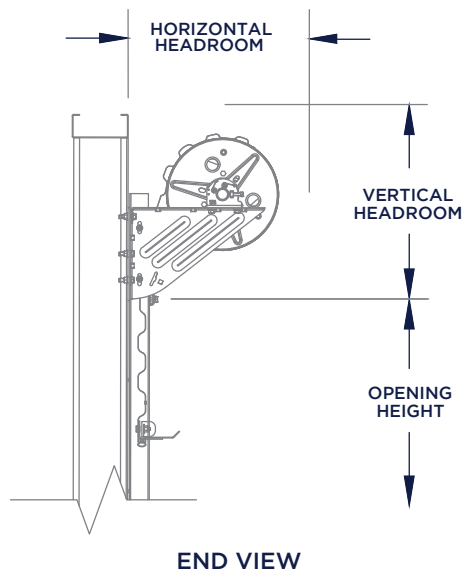
One-year door warranty. For paint, 35-year no-fade, 40-year film integrity.

COMMERCIAL



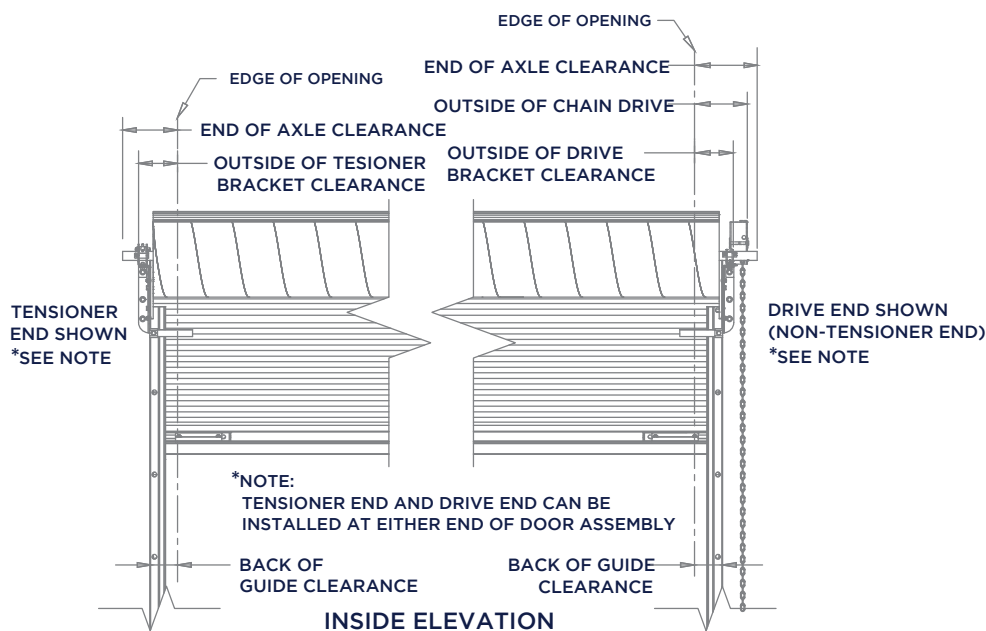
Features

- » **Pre-Lubricated Springs**
During production, springs are factory lubricated and enclosed in a tube to protect them from the environmental elements.
- » **Dead Axle & Barrel Assembly**
An enclosed spiral barrel houses the dead axle assembly and offers durability and smoother operation as weight is distributed throughout the barrel.
- » **Ratchet Tensioning Device**
Allows you to simultaneously fine tune springs due to the eight different positions on the tension wheel, which provides equal pull on the left and right sides to ensure balanced operation of the door.
- » **26-Gauge Corrugated Door Curtain**
Manufactured from galvanized grade 80 steel and coated with super durable polyester paint in more than 30 color options.
- » **Insulated Version Available**
Side and top draft stops included.



IMPORTANT NOTES:

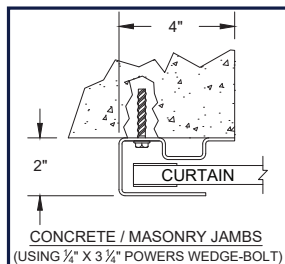
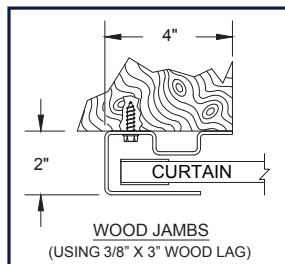
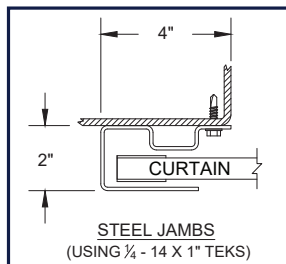
- Dimensions are referenced from edge of opening.
- Tensioner end and drive end can be installed at either end of door assembly.
- FOR CRITICAL FITS DUE TO REDUCED AVAILABLE HEADROOM or SIDEROOM CLEARANCES, CONSULT FACTORY.



Universal mount 3" deep 12-gauge galvanized steel guides require no pre-installation modifications for wood, steel, concrete or masonry block applications.

SPECIFICATIONS

Guide Details



HIGHLIGHTS:

- B** Barrel: 9.5"
 - G** Guide: 4", 12-gauge
 - 4:1** reduced-drive chain hoist offers, smoother operation on doors over 10' tall.
- Visit JanusIntl.com for technical drawings, color options and more.

Head Room Requirements

Opening Height	Vertical Headroom	Horizontal Headroom
Thru 8'0"	19"	19"
Over 8'0" thru 10'0"	20"	20"
Over 10'0" thru 14'0"	20.5"	20"

Side Room Requirements

Operation	Guide	Outside of Bracket Tensioner End	Outside of Hand Chain Drive	Outside of Bracket Drive End	Each End of Axle
Push Up	4"	6"	N/A	4.5"	8.5"
Reduced Drive Chain	4"	6"	8.5"	4.5"	8.5"
Electric	4"	6"	N/A	4.5"	8.5"

2024-02

HEADQUARTERS

Janus International Group
 135 Janus International Blvd.
 Temple, GA 30179

PLEASE VISIT OUR WEBSITE FOR ADDITIONAL INFORMATION:

- ADA Compliance
- Color Options
- Installation
- Technical Drawings
- Warranty
- Additional Locations

866-562-2580
JanusIntl.com
marketing@janusintl.com